

Monday 1st March 2021

WALT: Use different drawing techniques for different purposes

Vocabulary

hatching

cross-hatching

stippling

circulism

What does 'being an artist' mean to you?

I am an artist.

I believe anything is possible.

I feel empowered and inspired through my own art and others.

I am able to consider and appreciate the art of others.

I take risks, challenge myself and learn new skills.

I have the freedom to express my opinion, uniqueness and individuality.

Art can take me anywhere, it brings me complete escapism and happiness.

I explore the world I live in by following my creative ideas and imagination.

I understand art can reflect myself, my community and the wider world!

What is Summerhill?


How could we link these ideas to colours and emotions?

Our learning journey as artists...


1. Explore different pencil techniques.
2. Explore how pencil pressure can create tones.
3. Use a range of marks to create depth and detail in objects.
4. 'What is Summerhill?' Plan our art.
5. Apply drawing techniques in our own art.
6. Evaluate art and justify our choices.




stippling



hatching




cross-hatching




For each technique:

- What effect does it have?
- Where may this be used? Why?
- What happens if I make my marks closer together or further apart?
What effect does this have?


circulism



zig-zags



scribbles



For each technique:

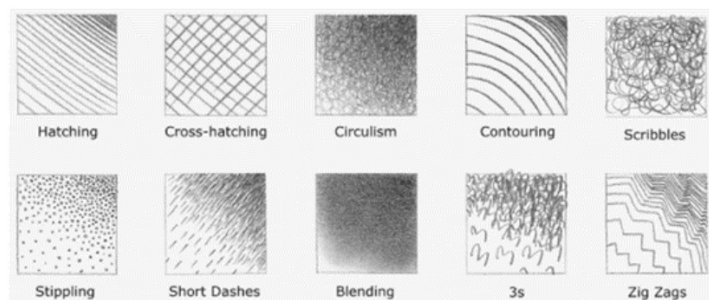
- What effect does it have?
- Where may this be used? Why?
- What happens if I make my marks closer together or further apart?
What effect does this have?

Your turn!


Use the teacher model to complete your own sheet (see next slide), demonstrating the 6 different drawing techniques we have looked at together.

Use can also use the video link below for further support and guidance:


<https://www.youtube.com/watch?v=DaxL4gYwUrU>




stippling




hatching




cross-hatching




circulism



zig-zags



scribbles



Learning re-cap

- What have you learnt?
- What artistic skills have you used? (see I am an artist on next slide)

Vocabulary

hatching

cross-hatching

stippling

circulism

I am an artist.

I believe anything is possible.

I feel empowered and inspired through my own art and others.

I am able to consider and appreciate the art of others.

I take risks, challenge myself and learn new skills.

I have the freedom to express my opinion, uniqueness and individuality.

Art can take me anywhere, it brings me complete escapism and happiness.

I explore the world I live in by following my creative ideas and imagination.

I understand art can reflect myself, my community and the wider world!