

Wednesday 3rd March 2021

WALT: Understand how varying pressure can create different tones and atmospheres

Vocabulary

tone

pressure

atmosphere

Prior learning

What are the names of the six different pencil techniques we have explored this week?

I am an artist.

I believe anything is possible.

I feel empowered and inspired through my own art and others.

I am able to consider and appreciate the art of others.

I take risks, challenge myself and learn new skills.

I have the freedom to express my opinion, uniqueness and individuality.

Art can take me anywhere, it brings me complete escapism and happiness.

I explore the world I live in by following my creative ideas and imagination.

I understand art can reflect myself, my community and the wider world!

Our learning journey as artists...

1. Explore different pencil techniques.
2. Explore how pencil pressure can create tones.
3. Use a range of marks to create depth and detail in objects.
4. 'What is Summerhill?' Plan our art.
5. Apply drawing techniques in our own art.
6. Evaluate art and justify our choices.



WALT: Understand how varying pressure can create different tones and atmospheres

Vocabulary:

tone

pressure

atmosphere

What do the words in today's
WALT mean?

Vocabulary

tone - the lightness or darkness of colour


pressure - the force applied

atmosphere - the feeling or mood created



How can our equipment help us to create different tones when drawing?

What do you notice?




Pencils come in a range of hardness (soft to hard)

We use a **HB** pencil in school

Watch this video and make notes on the effects of pencils:

<https://www.bbc.co.uk/bitesize/guides/zc7sfrd/revision/2>





We will increase our pressure each time to create 8 different tones, ranging from lightest to darkest.

What effect does each **tone** have on the **atmosphere**?

Your turn!

Increase your pressure each time to create 8 different tones, ranging from lightest to darkest.

Write a couple of sentences explaining what effect each **tone** has on the **atmosphere**.



Learning re-cap

- What have you learnt?
- What artistic skills have you used? (see I am an artist on next slide)

Vocabulary

tone

pressure

atmosphere

I am an artist.

I believe anything is possible.

I feel empowered and inspired through my own art and others.

I am able to consider and appreciate the art of others.

I take risks, challenge myself and learn new skills.

I have the freedom to express my opinion, uniqueness and individuality.

Art can take me anywhere, it brings me complete escapism and happiness.

I explore the world I live in by following my creative ideas and imagination.

I understand art can reflect myself, my community and the wider world!